



## Intercooler cleaning


Installation the flexible probe 11 1808 on the probe 11 1803/1804/1805




1. Screw the bayonet nut connector off from the probe. (19 mm open-end wrench)



2. In the process, the cup nut may not loosen!



3. Screw the handle of the flexible probe on the thread of the probe.



4. Screw the bayonet nut connector on the tube end of the flexible probe.